
WHAT SHOULD I DO IF I FIND A MARINE ANIMAL IN DISTRESS?




GOOD ENVIRONMENTAL PRACTICES FOR MARINAS, HARBOURS AND SAILING CLUBS TO PROTECT MARINE FLORA AND FAUNA.



THE MEDITERRANEAN: A SEA OF LIFE

MANY SPECIES OF CETACEANS, TURTLES AND SHARKS OF IMMENSE ECOLOGICAL VALUE LIVE IN THE MEDITERRANEAN SEA, AND THESE ANIMALS ENSURE THE BALANCE OF THE ECOSYSTEM IS MAINTAINED.

SOME OF THESE SPECIES ARE HIGHLY ENDANGERED, MAINLY DUE TO IMPACT RESULTING FROM HUMAN ACTIVITY.



ACTION PLAN FOR MARINE ANIMALS WHICH ARE DEAD OR IN DISTRESS

When sailing, you might find animals which are in distress, sick, injured or even dead. Your collaboration is essential to protect sea life.


Calling 112 activates the Sea Life Stranding Network of the Valencian Community. Wait for advice before doing anything, the technical team of the Fundació Oceanogràfic and the Universitat de València will contact you to tell you the steps to follow.

CALL



1

IT IS VERY IMPORTANT TO ADHERE TO THE FOLLOWING:



Sea life
which is injured
or in distress

Dead
sea life

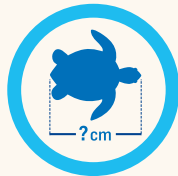

- Do not enter the water to help or to remove a drift net trapping the animal. This may place your life in danger.
- Keep your distance.
- Do not feed or handle the animal, this may make the situation worse.
- If the animal is caught in marine debris, do not remove the debris from the affected area.
- Your help is essential. To help:

RECORD AS MUCH INFORMATION AS POSSIBLE

Photos, videos, the time, location, animal's course...

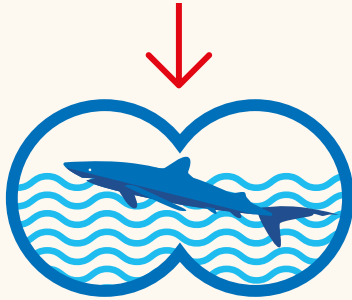
TRY TO IDENTIFY THE ANIMAL

Species, approximate size or weight and the animal's behaviour.



REPORTING OR RESCUING SEA LIFE WHICH IS ALIVE, IN DISTRESS OR DEAD GREATLY HELPS TO CONSERVE MARINE BIODIVERSITY.

REMEMBER




Sighting of an animal in distress, injured or dead



Call 112: this activates the protocol for aiding stranded sea life

UNIVERSITAT DE VALÈNCIA



Dead

ICBiBE
Institut Universitari Cavanilles
de Biodiversitat i Biologia Evolutiva




FUNDACIÓ OCEANOGRÀFIC VALÈNCIA




Alive



FUNDACIÓ OCEANOGRÀFIC VALÈNCIA



Return to the marine environment



Arrival at the **Arca del Mar** at Oceanogràfic for recovery



Record information: photos, videos, the time, location and the animal's course. The species, its approximate size or weight and its behaviour



The technicians will give you precise instructions on the steps to follow

GOOD ENVIRONMENTAL PRACTICES AT THE PORT

2

- **MANAGE SOLID WASTE IN AN APPROPRIATE MANNER.**

This type of waste should be stored and disposed of at the port in the designated areas.

- **DO NOT POUR LIQUID WASTE OF ANY TYPE INTO THE DOCK WATER** (bilge water, blackwater or greywater), use the designated clean points in the port.

- **AVOID LEAKS AND BE VERY CAREFUL IN THE HANDLING OF OIL AND HYDROCARBONS.**

They form an impermeable film on the surface of the water that blocks the passage of sunlight and prevents gas exchange within the marine environment. Their inhalation or ingestion is

extremely toxic for sea life. They can also cover the skin, gills or feathers of marine animals, causing serious health problems.

- **CLEANING PRODUCTS** which enter greywater produced by the vessel must be **BIODEGRADABLE**.


- **USE PHOSPHATE-FREE DETERGENTS.**

- **USE BIODEGRADABLE CLEANING PRODUCTS WITHOUT SOLVENTS.**

- **REPAIRS OR MAINTENANCE OF VESSELS SHOULD BE CONFINED TO DESIGNATED AREAS** to avoid toxic substances entering the marine environment.

- Use **TIN-FREE ANTIFOULING PAINT** (patented).





GOOD ENVIRONMENTAL PRACTICES ON BOARD

3

- **DO NOT DUMP WASTE INTO THE SEA.** It can injure, poison, be ingested, cause suffocation or impair the mobility of wildlife.
- **RESPECT ANCHORING RESTRICTIONS.** Use anchoring buoys whenever possible. When anchoring with an anchor, avoid seagrass meadows (such as *Posidonia oceanica*), as they are used as breeding grounds and a refuge for sea life.
- **SLOW DOWN** and avoid sharp changes in direction and speed. You will reduce noise pollution and avoid potential collisions with wildlife.
- Be familiar with and respect the regulations for activity in marine protected areas (MPAs).
- **ENGAGE IN ACTIVITY ON THE WATER IN A WAY WHICH IS SUSTAINABLE,** responsible and respectful of marine animals. Do not feed, disturb, touch or collect animals or plants or live or dead algae.

- **IF YOU FISH RECREATIONALLY, DO IT IN A SUSTAINABLE, RESPONSIBLE AND WILDLIFE-FRIENDLY WAY.** For example, never use stainless steel hooks, if they get caught in the mouth of a fish, they take a long time to fall out. Avoid using lead as ballast, as it is highly toxic if lost at sea and there are harmless options such as zinc alloys or similar. Consult different sources of information and stay up-to-date with new techniques, devices and accessories for responsible fishing.

DID YOU KNOW...

The Fundació Oceanogràfic has a free app for IOS and Android to help to drop anchor responsibly: "**Projecte Posidònia.**"



**DOWNLOAD
HERE**

GOOD ENVIRONMENTAL PRACTICES FOR WATCHING MARINE WILDLIFE

4

Regulated by Royal Decree 1727/2007, of 21 December, establishing measures for the protection of cetaceans. To carry out the recreational activity of cetacean watching an **administrative authorization (AROC)** issued by MITECO is required (article 3.4 Law 41/2010, of December 29 and article 61 Law 42/2007).

WITH AROC AUTHORIZATION:

● MOBILE CETACEAN PROTECTION AREA

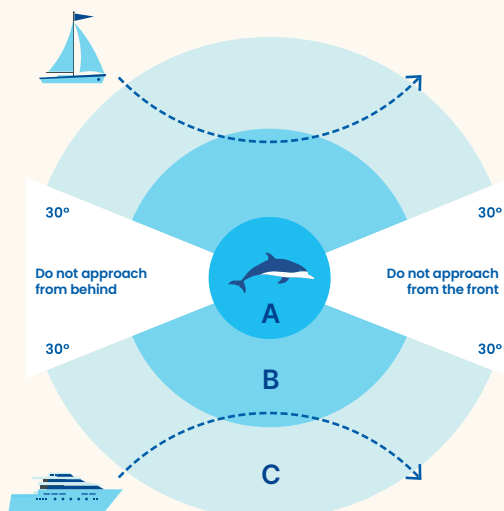
A. Exclusion Zone (0-60 m): entry into or remaining within the zone is prohibited.

B. Restricted Zone (60-300 m): maximum of two vessels at any one time. Entry prohibited if there are individual adults with young or young on their own.

C. Approach Zone (300-500 m): A maximum of two vessels may remain in this area while waiting to enter the Restricted Zone.

D. Aerial Zone (0-500 m altitude): presence prohibited.

E. Submarine Zone (0-60 m depth): presence prohibited.



● IN THE MOBILE CETACEAN PROTECTION AREA IT IS FORBIDDEN TO:

- Make physical contact (vessels or people) with cetaceans.
- Feed the animals or dump waste.
- Impede the free movement of cetaceans, intercept, cut up or cross their trajectory.
- Separate or disperse a group of cetaceans.
- Make noise or sounds to attract them or to scare them away.
- Use sonar and/or sound systems.
- Go in reverse or sail in circles.

● IF THE ANIMALS APPROACH

- Approach gently and converge with the swimming direction of the animals at an angle of 30°.
- Keep sailing in parallel to the animals, without making any abrupt changes in direction or speed.
- Maintain a constant speed, not exceeding four knots and, where appropriate, not faster than the slowest animal in the group.
- If the engine is switched off, it must be kept in neutral or disengaged for at least one minute when the engine is switched back on.
- Leave the area if animals make sudden changes of direction and swimming.

WITHOUT AROC AUTHORIZATION:

It is forbidden to approach within 500 m of cetaceans. In case a cetacean appears within 500 m, it is allowed to continue navigating while maintaining speed and course if they are dolphins or porpoises.

**ENCOURAGE OTHER SAILORS TO HAVE
GOOD ENVIRONMENTAL PRACTICES
TO PROTECT THE
MARINE ENVIRONMENT.
WE ARE ALL
RESPONSIBLE FOR
ITS CONSERVATION.**

